



Making Data Count

Measuring Diabetes and Obesity in the Indian Health System

December 18-20, 2007

IHS Division of Diabetes Treatment and Prevention

Putting Evaluation to Work for You: Developing Evaluation Plans that Work

Mark Dignan, PhD

Session: D6

A (very) Brief Introduction to Logic Models

Source: Kellogg Foundation,
Logic Model Development Guide

www.wkkf.org

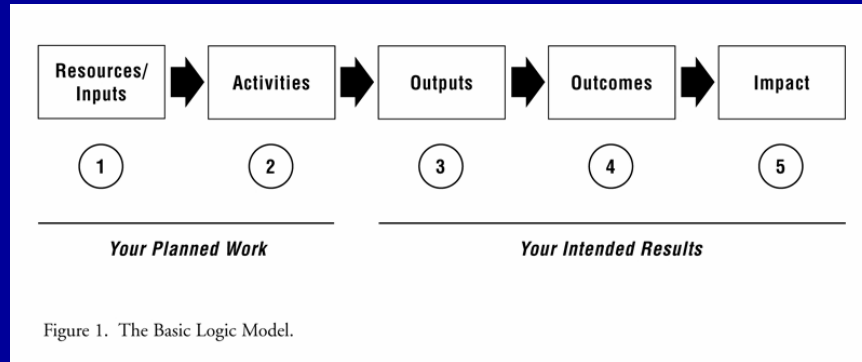
What is a logic model?

- A systematic and visual way to present and share your understanding of the relationships among:
 - resources needed for your program
 - activities you plan to do
 - changes or results you hope to achieve

There is no Best Logic Model

- Types of Logic Models
 - Theory Approach - focus on change
 - Outcomes – focus on connecting what is to be done with what is expected
 - Activities – focus on implementation

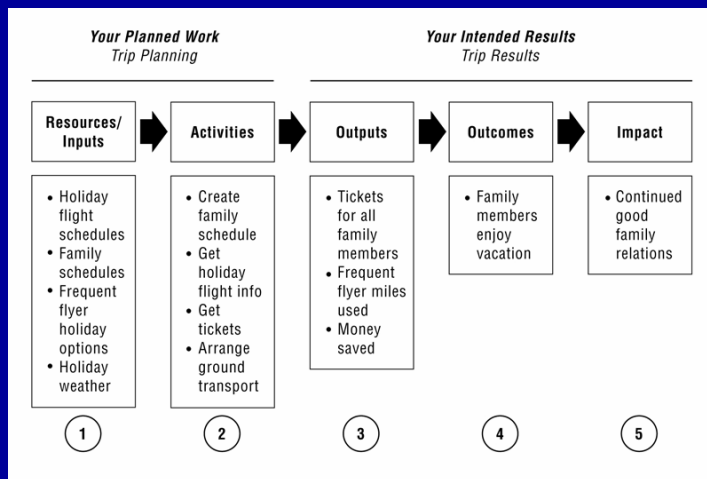
Logic Model Components



Components

- Resources (inputs) – human, financial, organizational and community resources
- Activities – processes, tools, events, technology and actions
- Outputs – direct produces of program activities
- Outcomes – changes in behavior, knowledge, skills, etc.
 - short-term – 1-3 years, intermediate 4-6 yrs, long term 7-10 yrs
- Impact – results from change in behavior, knowledge, skills

Example



Reading Logic Models

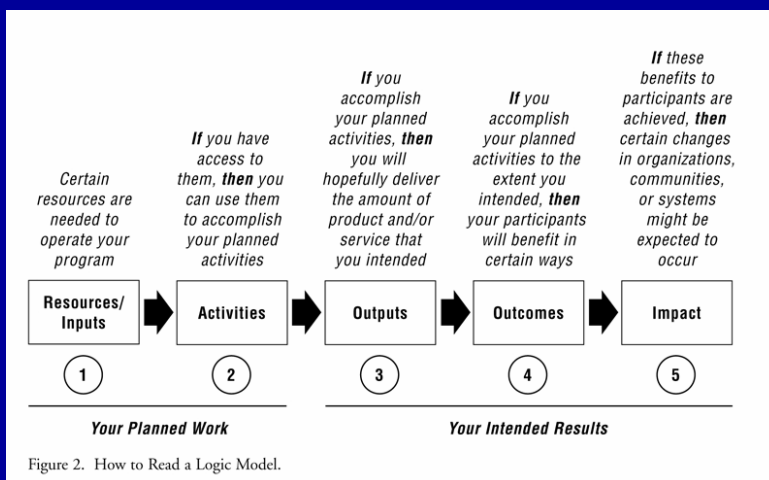


Figure 2. How to Read a Logic Model.

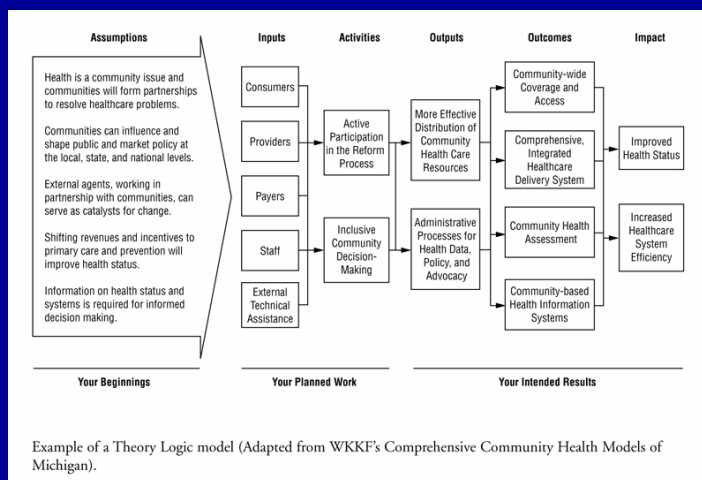
| Resources | Activities | Outputs | Outcomes | Impact |
|-----------|------------|---------|----------|--|
| | | | | .Reduced cancer incidence and mortality .Improved survival .Improved quality of life for patients and families |

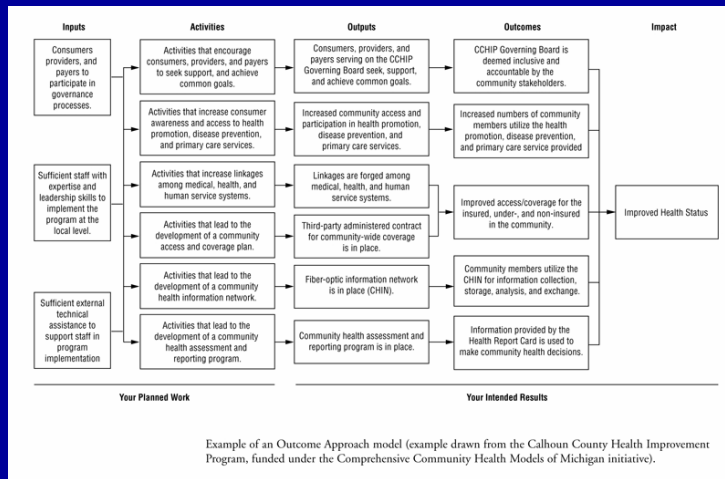
| Resources | Activities | Outputs | Outcomes | Impact |
|-----------|------------|---------|-------------------------------|--|
| | | | Effective, efficient programs | .Reduced cancer incidence and mortality .Improved survival .Improved quality of life for patients and families |

| Resources | Activities | Outputs | Outcomes | Impact |
|-----------|------------|---|-------------------------------|--|
| | | <ul style="list-style-type: none"> .Enhanced coalition activity .Newest cancer control strategies .Effective outreach to the underserved | Effective, efficient programs | <ul style="list-style-type: none"> .Reduced cancer incidence and mortality .Improved survival .Improved quality of life for patients and families |

| Resources | Activities | Outputs | Outcomes | Impact |
|-----------|--|---|-------------------------------|--|
| | <ul style="list-style-type: none"> .Expand partnerships .Investigate new cancer control strategies .Expand resources for underserved population | <ul style="list-style-type: none"> .Enhanced coalition activity .Newest cancer control strategies .Effective outreach to the underserved | Effective, efficient programs | <ul style="list-style-type: none"> .Reduced cancer incidence and mortality .Improved survival .Improved quality of life for patients and families |

| Resources | Activities | Outputs | Outcomes | Impact |
|--|---|---|-------------------------------|--|
| .CDC & ACS .Official and voluntary agency infrastructure support .Health care providers .Local agencies .Academic institutions | .Expand partnerships .Investigate new cancer control strategies .Expand resources for outreach to underserved populations | .Enhanced coalition activity .Integration of newest cancer control strategies .Effective outreach to the under-served | Effective, efficient programs | .Reduced cancer incidence and mortality .Improved survival .Improved quality of life for patients and families |





Example of an Outcome Approach model (example drawn from the Calhoun County Health Improvement Program, funded under the Comprehensive Community Health Models of Michigan initiative).